



**U n i o n   B e a m**



## WAITING AREA SEATING

The perfect solution for waiting areas, airport, train stations and public spaces. The Union Beam is an affordable solution to furnish public areas with its endless configurations. Its modular design allows for easy maintenance.

### ERGONOMIC COMFORT

Union Beam features generous proportions and a contoured back. Waterfall front edge seat allows for correct body posture and a long comfortable sit.

### TABLE SUPPORT

Tables can be placed in any order along the beam, at the ends or between seats to create a custom design.



#### LIMITLESS UPHOLSTERY OPTIONS

Union Beam is available with padded and upholstered seats and backs for a more traditional comfort.

#### CLEAN DESIGN

The robust construction reduces the need for leg support, which affords easy floor access and maintenance.



#### BEAUTY IN MATERIAL

Both legs and arms are made of die-cast aluminum which are easily recyclable, offer great durability and a refined aesthetic.



#### ARM SUPPORT <sup>1</sup>

Armrest can be positioned between each seat, or at the beam ends.

#### TABLES <sup>2</sup>

Laminate Tables, 19.5 x 21.65" (480 x 550 mm) are available in Borgo Standard Laminate finishes.

#### SECURE FOOTING <sup>3</sup>

The Union Beam comes standard with leveling glides. Custom glides are available to fasten the beam securely to the floor.

# Union Beam

# Union Beam

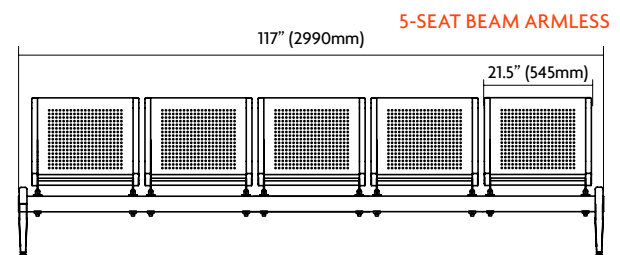
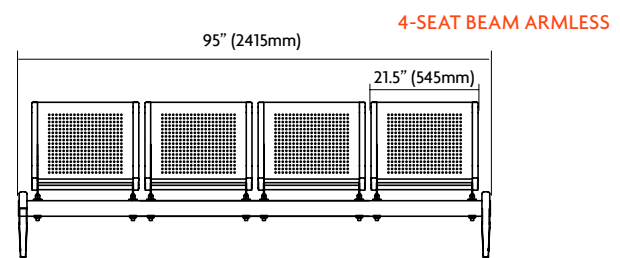
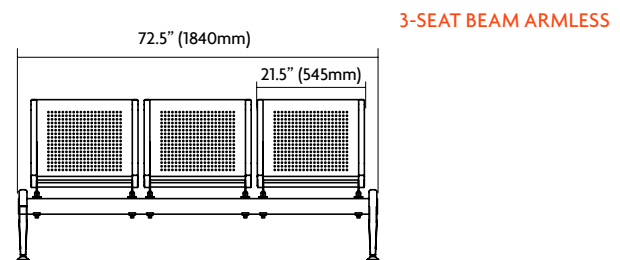
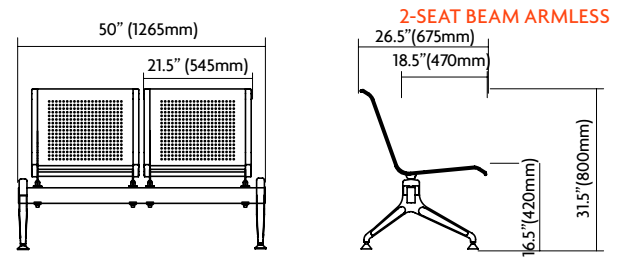
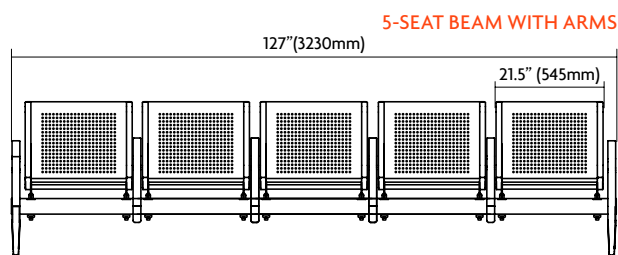
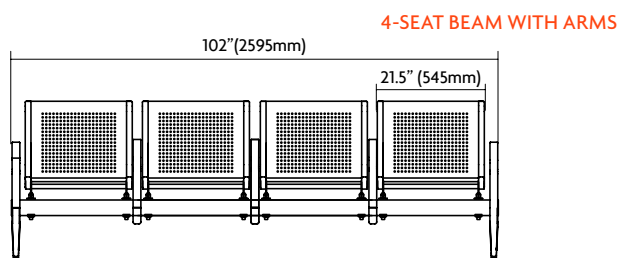
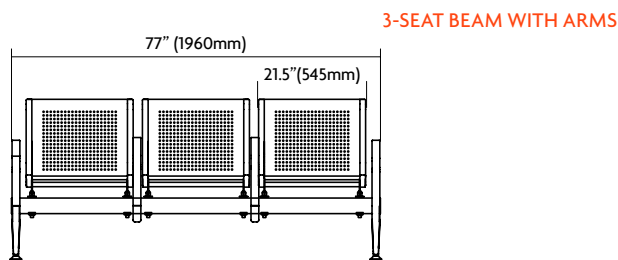
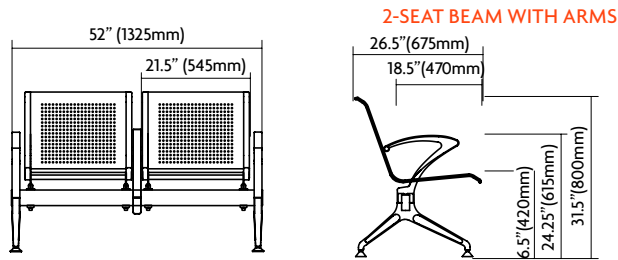
## FEATURES

- Design is ideal for airports, train and bus stations as well as public waiting areas
- Available as a two, three, four and five seat beam
- Seat and back are made of high quality cold-rolled perforated 12 gauge steel  $\frac{1}{8}$ " (2.5 mm) thick
- Armrest and legs are made of die cast aluminum
- The rectangular beam is 1.5 x 3" (40x80 mm) with a wall thickness of  $\frac{3}{8}$ " (2 mm)
- All steel components are epoxy powder coated in Silver Gray finish
- Meets or exceeds safety and performance standards of ANSI/BIFMA x 5.4
- The Union Beam has been analyzed and approved for structural integrity

## OPTIONS

- Upholstered (-U) seat and back versions feature a padded seat with high-density, CFC free polyurethane foam
- Custom glides for fastening beam securely to the floor (set of two) Part #517GF
- Individual die cast aluminum armrest can be installed in any position, on ends or between seats. Part #517A
- Metal connector to connect beams back-to-back. Part #517CB
- Table tops (attached to the beam) in Borgo standard laminate 19.5 x 21.65" (480 x 550 mm)
- Power and USB outlets
- Knock down (K/D) shipping option

## DIMENSIONS



**ISO 9001**  
certified

**ISO 14001**  
certified



**Borgo Contract Seating**  
324 Carlingview Drive Toronto, Ontario M9W 5G5  
[www.borgo.com](http://www.borgo.com) | [sales@borgo.com](mailto:sales@borgo.com) | T. 416 679.8133 | Toll Free. 1 888 312.6746

© Borgo Contract Seating - 12202018