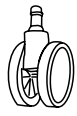
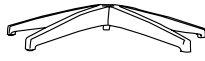


## Parts List



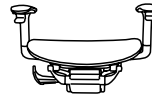
Caster  
x5



Base  
x1



Gas Lift  
x1



Seat  
x1

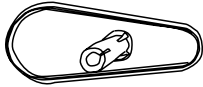


Backrest  
x1

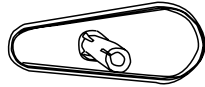


Headrest (optional)  
x1

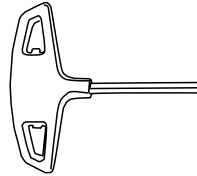
## Hardware



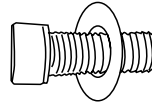
Cap L  
x1



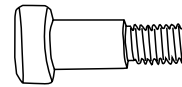
Cap R  
x1



6mm Allen Wrench  
x1

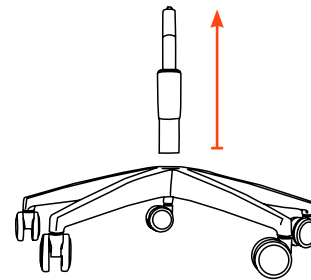
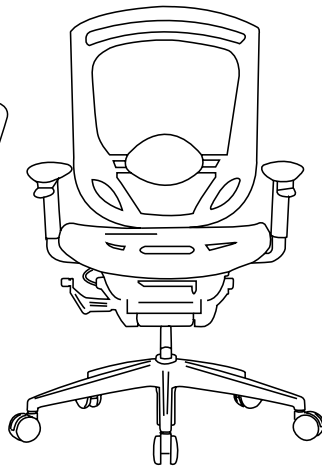
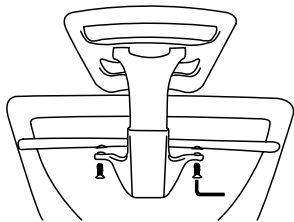


8x25mm Bolts | A  
x2



8x37mm Bolts | B  
x2

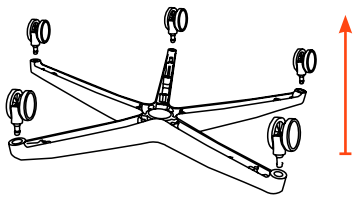
## Disassembly Steps



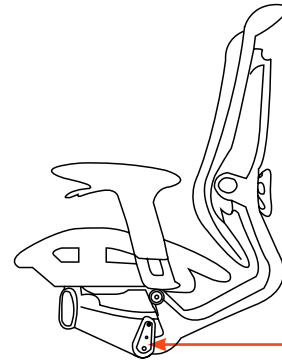
1. Detach the headrest from the aluminum alloy handle by unscrewing.

2. Remove gas lift from base by grasping the gas lift and pulling out from base.

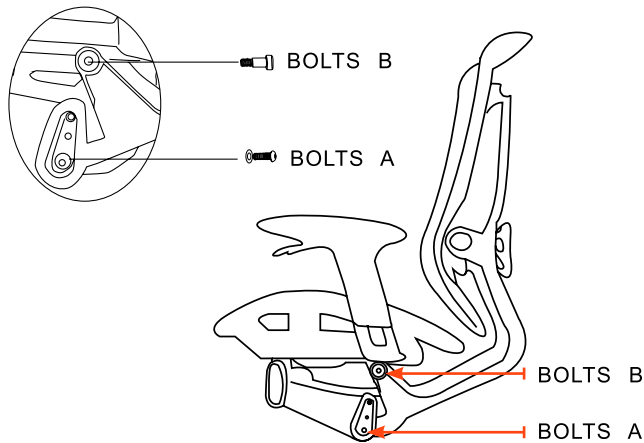
## Borgo Contract Seating



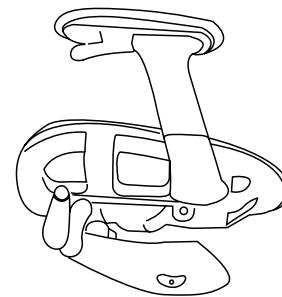
3. Grasp and pull to remove casters from base.



4. Remove Cap L and Cap R from both sides of seat to access bolts.



5. Remove Bolts B and Bolts A on both sides of seat to detach backrest.



6. Backrest and seat should detach leaving you with a fully disassembled chair.

**Borgo Contract Seating**