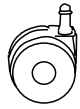


Parts List



Caster
x5



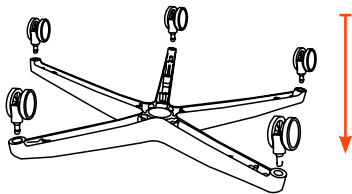
Base
x1



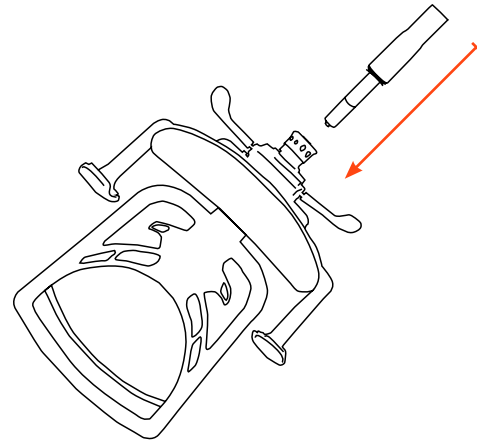
Gas Lift
x1



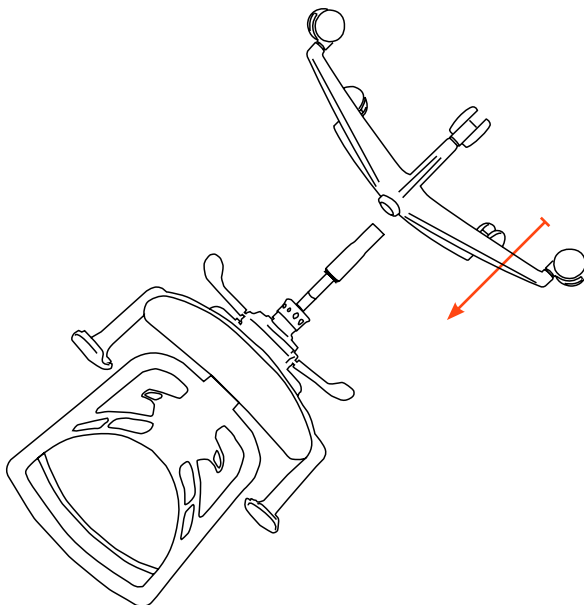
Back & Seat Assembly
x1




1. Push casters into base, casters are friction fitted, use a rubber mallet if needed.



2. Turn back & seat assembly upside down and insert gas cylinder, into hole in the mechanism.



3. Place base with casters on to the gas cylinder.



Please note when turning over the chair, the base may fall off as it will not be secured until you have sat on the chair.

Borgo Contract Seating